

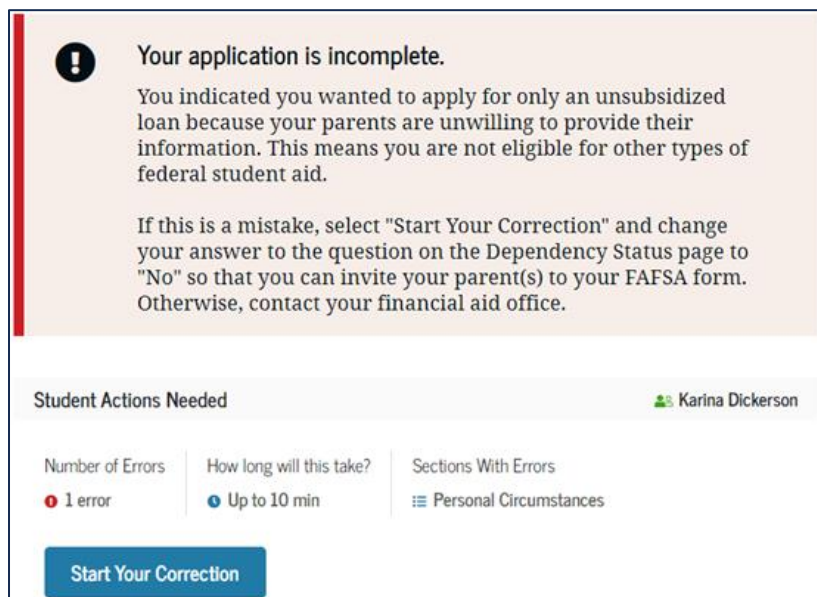
Free Application for Federal Student Aid (FAFSA)

Application Corrections – Updating Direct Unsubsidized Loan Only Question

On the 2024–25 FAFSA form, dependent students have the option to indicate that their parents are unwilling to provide their information and therefore want to apply for only a Direct Unsubsidized Loan. However, if a dependent student doesn't provide parent information, their eligibility for other types of federal student aid can't be calculated. This means they won't be eligible for a Federal Pell Grant, Federal Work-Study, or a Direct Subsidized Loan. If you selected to apply for only a Direct Unsubsidized Loan by mistake, follow the steps below to change your answer to this question and invite your parent(s) to your form.

Step One:

Log in to StudentAid.gov and select your FAFSA submission from the **"My Activity"** section of your account Dashboard. You'll then see your submission details, including your form's status. Select **"Start Your Correction"** from under the **"Student Actions Needed"** section.



! **Your application is incomplete.**

You indicated you wanted to apply for only an unsubsidized loan because your parents are unwilling to provide their information. This means you are not eligible for other types of federal student aid.

If this is a mistake, select "Start Your Correction" and change your answer to the question on the Dependency Status page to "No" so that you can invite your parent(s) to your FAFSA form. Otherwise, contact your financial aid office.

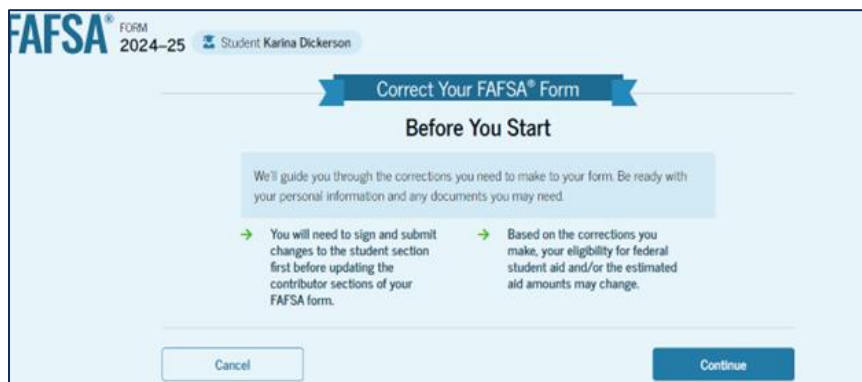
Student Actions Needed Karina Dickerson

Number of Errors	How long will this take?	Sections With Errors
1 error	Up to 10 min	Personal Circumstances

[Start Your Correction](#)

Step Two:

Select **"Continue"** on the **"Correct Your FAFSA® Form"** page.



FAFSA FORM 2024-25 Student Karina Dickerson

Correct Your FAFSA® Form

Before You Start

We'll guide you through the corrections you need to make to your form. Be ready with your personal information and any documents you may need.

- You will need to sign and submit changes to the student section first before updating the contributor sections of your FAFSA form.
- Based on the corrections you make, your eligibility for federal student aid and/or the estimated aid amounts may change.

[Cancel](#) [Continue](#)

Step Three:
Select **“Start Student Section”** on the **“Error Summary”** page.

FAFSA[®] FORM 2024-25 Student Karina Dickerson Save FAFSA Menu

Error Summary

The areas of your form that need attention are listed below. Select "Start Student Section" to begin.

Student Actions Needed

Number of Errors	How Long Will This Take?	Sections With Errors
1 error	Up to 5-10 mins	Personal Circumstances

Previous Start Student Section

Step Four:
Navigate through the Personal Circumstances section until you reach the **“Your Dependency Status”** page. You’ll see that **“Yes”** is selected as the answer to the **“Direct Unsubsidized Loan Only”** question.

Your Dependency Status

Dependent Student
Based on your answers, you are a dependent student. This means you must provide parent information on your FAFSA[®] form. This information helps determine how much federal student aid you're eligible to receive.

Direct Unsubsidized Loan Only

Are the student's parents unwilling to provide their information, but the student doesn't have an unusual circumstance that prevents them from contacting or obtaining their parents' information? ⓘ

Select "No" if the student wants a financial aid administrator at their school to determine eligibility for ALL types of financial aid, including grants, loans, and work-study funds. The student's parent(s) will be required to provide their information on the FAFSA form.


Yes No

Previous Continue

Step Five:

Change your answer to the “**Direct Unsubsidized Loan Only**” question to “**No.**” Then, select “**Continue**” to navigate through the rest of the form and invite your parent(s).

Your Dependency Status



Dependent Student

Based on your answers, you are a dependent student. This means you must provide parent information on your FAFSA® form. This information helps determine how much federal student aid you're eligible to receive.

Direct Unsubsidized Loan Only

Are the student's parents unwilling to provide their information, but the student doesn't have an unusual circumstance that prevents them from contacting or obtaining their parents' information? ⓘ

Select “No” if the student wants a financial aid administrator at their school to determine eligibility for ALL types of financial aid, including grants, loans, and work-study funds. The student's parent(s) will be required to provide their information on the FAFSA form.

Yes No


[Previous](#) [Continue](#)

Step Six:

When you reach the “**Review Changes**” page, confirm that your answer to the “**Direct Unsubsidized Loan Only**” question has been changed to “**No.**” Then, select “**Continue**” to sign and submit your section of the correction.

You're Almost Done!

Select “Continue” to sign and complete the correction.




Student Section Collapse All ^

Section 1 ⌵

Personal Circumstances

Direct Unsubsidized Loan Only	Updated Answer	Previous Answer	Actions
Applying For Unsubsidized Loan Only	✓ No	Yes	Edit

[Make More Changes](#) [Continue](#)



Step Seven:

Review the next steps included on the “Section **Complete**” page. To complete your form, your parent(s) must log in, complete their section, provide their consent and approval and signature, and submit the correction.



The screenshot shows the FAFSA 2024-25 student dashboard for Karina Dickerson. The page features a light blue header with the FAFSA logo and the text "FORM 2024-25 Student Karina Dickerson". A paper airplane icon is on the left. A central banner reads "See below for next steps" and "The student section is complete!". Below this, a white box with a blue border contains the message: "Contributor Action Still Needed. You submitted the student sections, but your FAFSA form is not complete. Your contributor needs to resolve the error(s) in the contributor section(s) and provide their signature. Once this is done, your form can be submitted for processing." At the bottom, there is a dark blue footer with the text "Track Your FAFSA Form" and "Review, track, and manage your application in 'My Activity.' There you" followed by a "Visit My Activity" button.